

# More MARTA Atlanta Program Survey (ATL Only)

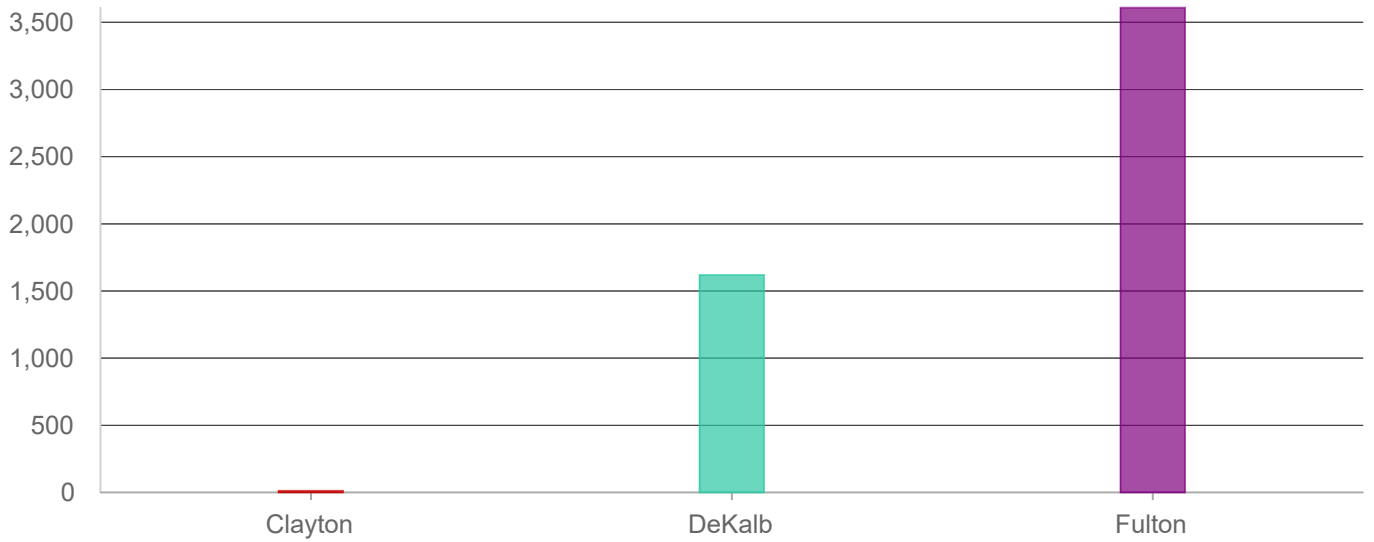
---

June - August 2018



# More MARTA Atlanta Program Survey (ATL Only)

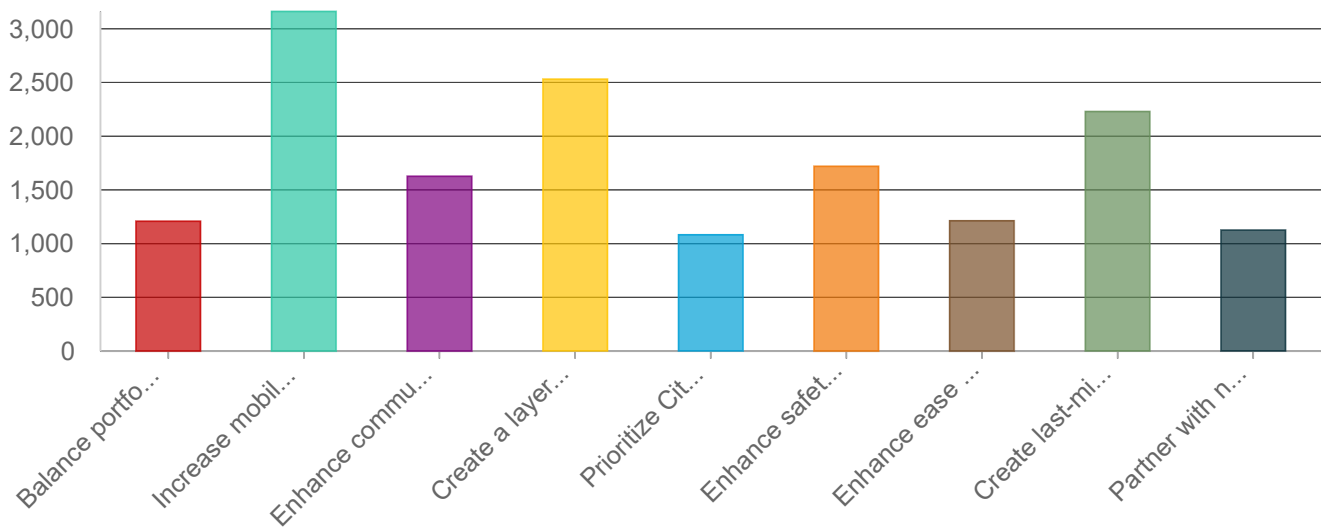
Please select which county you are from. \*



Answers	Count	Percentage
Clayton	12	0.23%
DeKalb	1,619	30.90%
Fulton	3,609	68.87%

Answered: 5,240 Skipped: 0

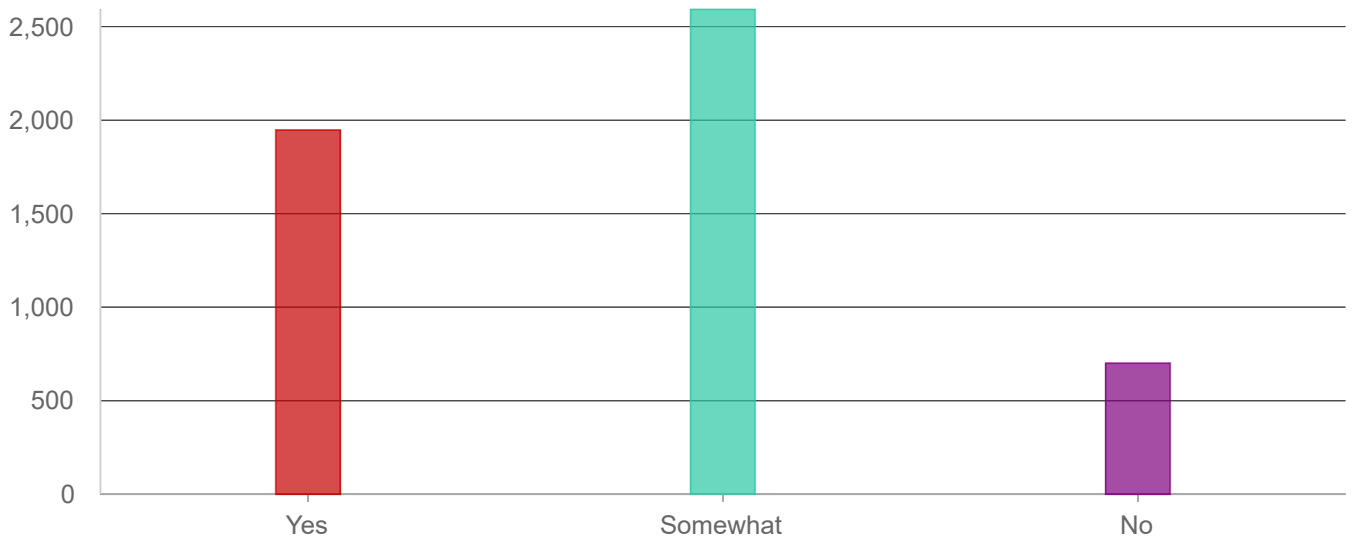
In addition to public input, the MARTA and City of Atlanta team used the following guiding principles to develop ...



Answers	Count	Percentage
Balance portfolio of transit projects, using multiple transportation modes	1,209	23.07%
Increase mobility for workers to and from major job centers	3,161	60.32%
Enhance commute predictability with dedicated and managed lanes, and other technology	1,628	31.07%
Create a layered, integrated transportation network	2,531	48.30%
Prioritize City investments while integrating into regional transit networks	1,081	20.63%
Enhance safety and access to transit centers and MARTA stations	1,720	32.82%
Enhance ease of use and transfers within the network of transit options	1,213	23.15%
Create last-mile connectivity - circulators, multi-use paths, and sidewalks	2,229	42.54%
Partner with neighboring jurisdictions to leverage transit projects	1,126	21.49%

Answered: 5,240 Skipped: 0

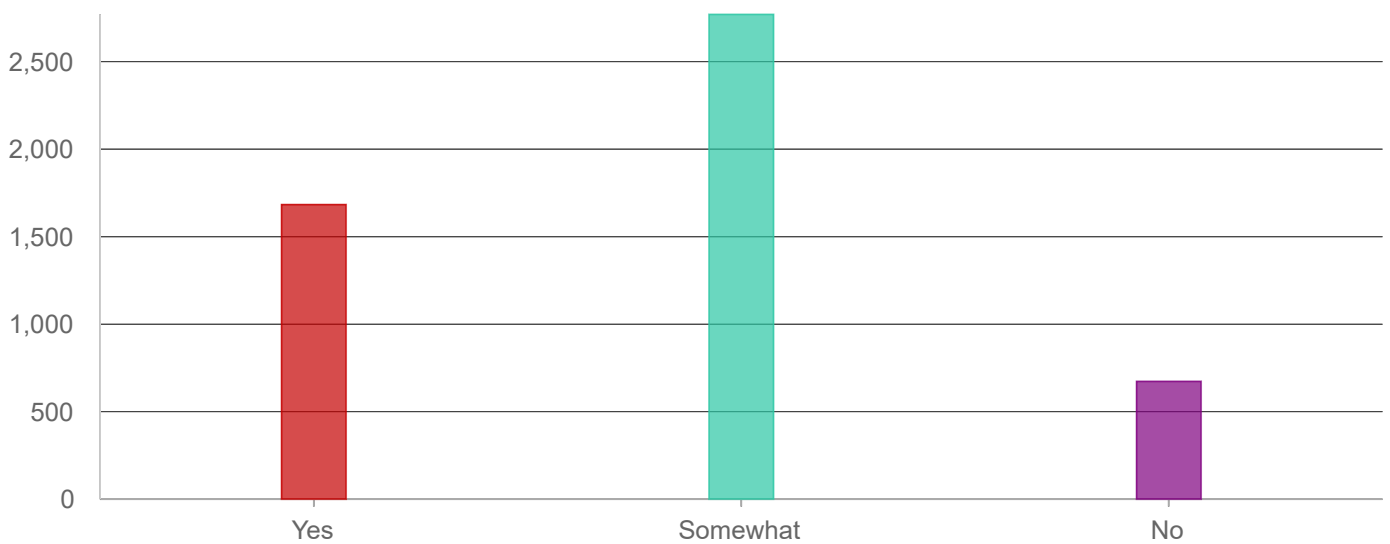
**After reviewing the proposed project list, do you feel it addresses your transportation needs? \***



Answers	Count	Percentage
Yes	1,947	37.16%
Somewhat	2,592	49.47%
No	701	13.38%

Answered: 5,240 Skipped: 0

**After reviewing the proposed project list, do you feel it addresses Atlanta's transportation needs?**

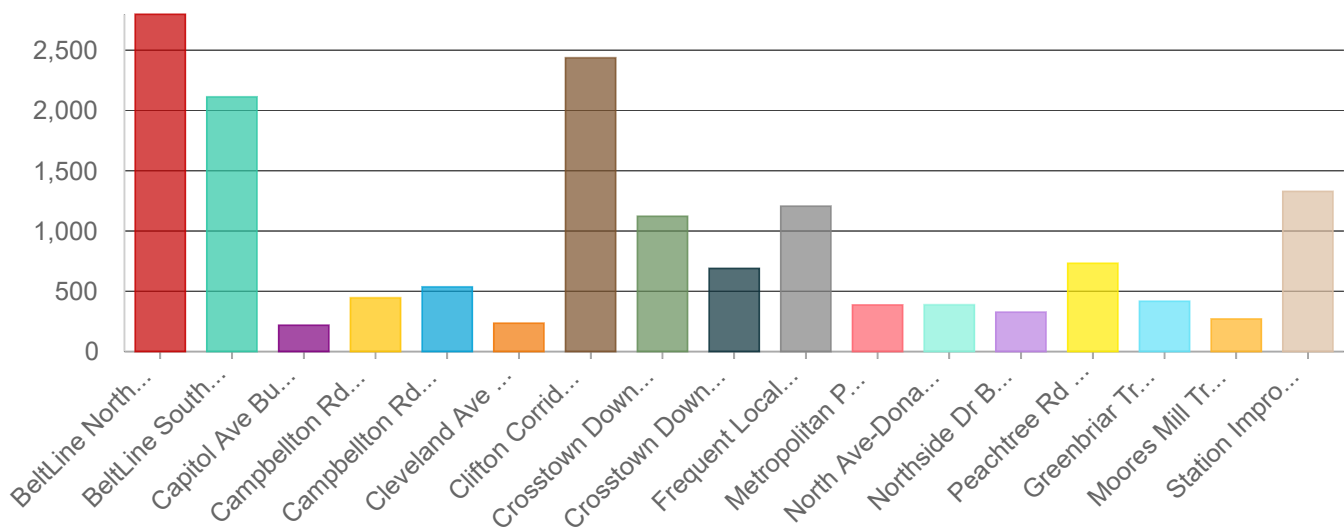


Answers	Count	Percentage
---------	-------	------------

Answers	Count	Percentage
Yes	1,683	32.12%
Somewhat	2,770	52.86%
No	673	12.84%

Answered: 5,126 Skipped: 114

**Please select your top three (3) priority projects. \***

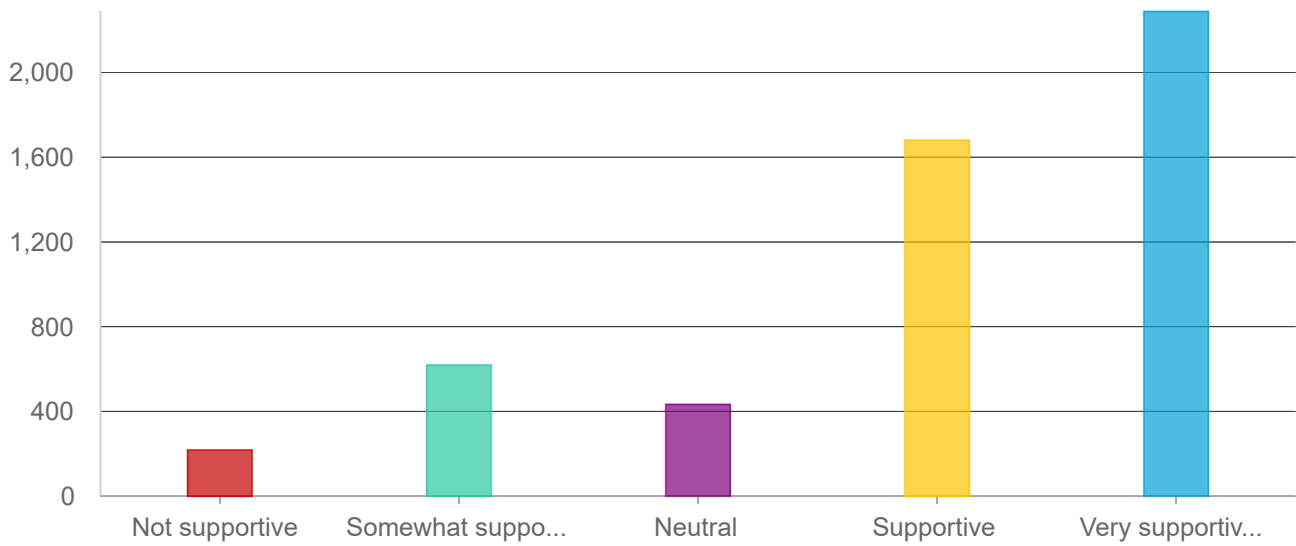


Answers	Count	Percentage
---------	-------	------------

<b>Answers</b>	<b>Count</b>	<b>Percentage</b>
BeltLine Northeast Light Rail Transit	2,798	53.40%
BeltLine Southwest Light Rail Transit	2,113	40.32%
Capitol Ave Bus Rapid Transit	218	4.16%
Campbellton Rd Bus Rapid Transit	447	8.53%
Campbellton Rd Light Rail Transit	536	10.23%
Cleveland Ave Arterial Rapid Transit	236	4.50%
Clifton Corridor Light Rail Transit	2,437	46.51%
Crosstown Downtown East Extension	1,122	21.41%
Crosstown Downtown West Extension	690	13.17%
Frequent Local Bus Service	1,207	23.03%
Metropolitan Pkwy Arterial Rapid Transit	387	7.39%
North Ave-Donald L. Hollowell Pkwy Bus Rapid Transit	389	7.42%
Northside Dr Bus Rapid Transit	327	6.24%
Peachtree Rd Arterial Rapid Transit	733	13.99%
Greenbriar Transit Center	418	7.98%
Moores Mill Transit Center	270	5.15%
Station Improvements	1,328	25.34%

Answered: 5,240 Skipped: 0

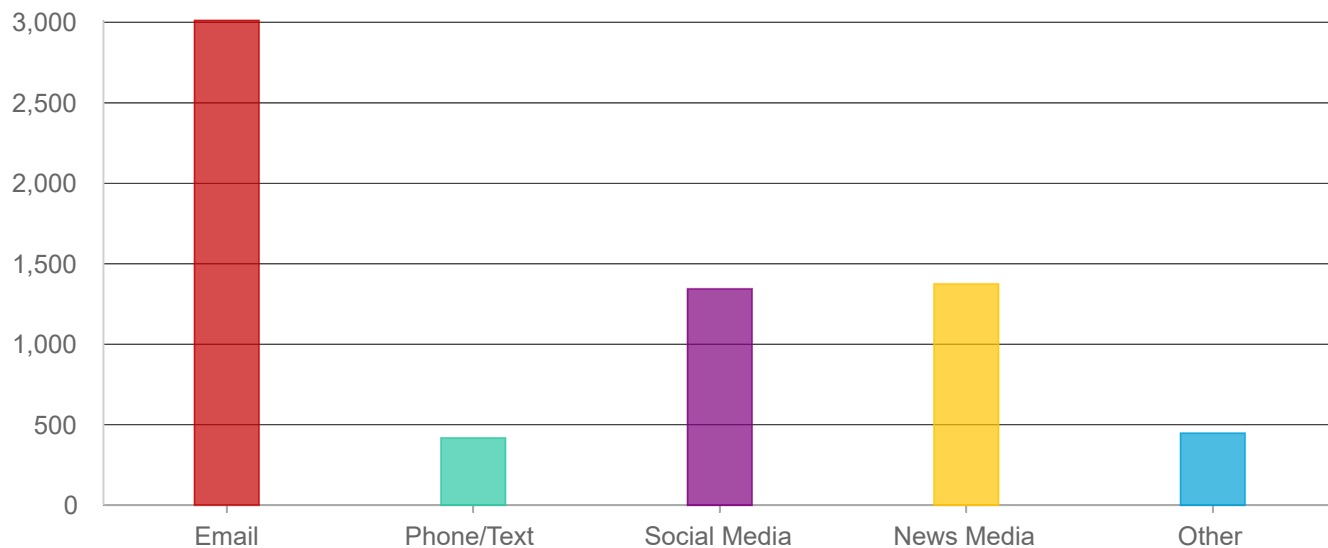
Please rate your level of support of the More MARTA proposed projects. \*



Answers	Count	Percentage
Not supportive	218	4.16%
Somewhat supportive	619	11.81%
Neutral	433	8.26%
Supportive	1,681	32.08%
Very supportive	2,288	43.66%

Answered: 5,239 Skipped: 1

**How do you like to receive information on MARTA news? \***

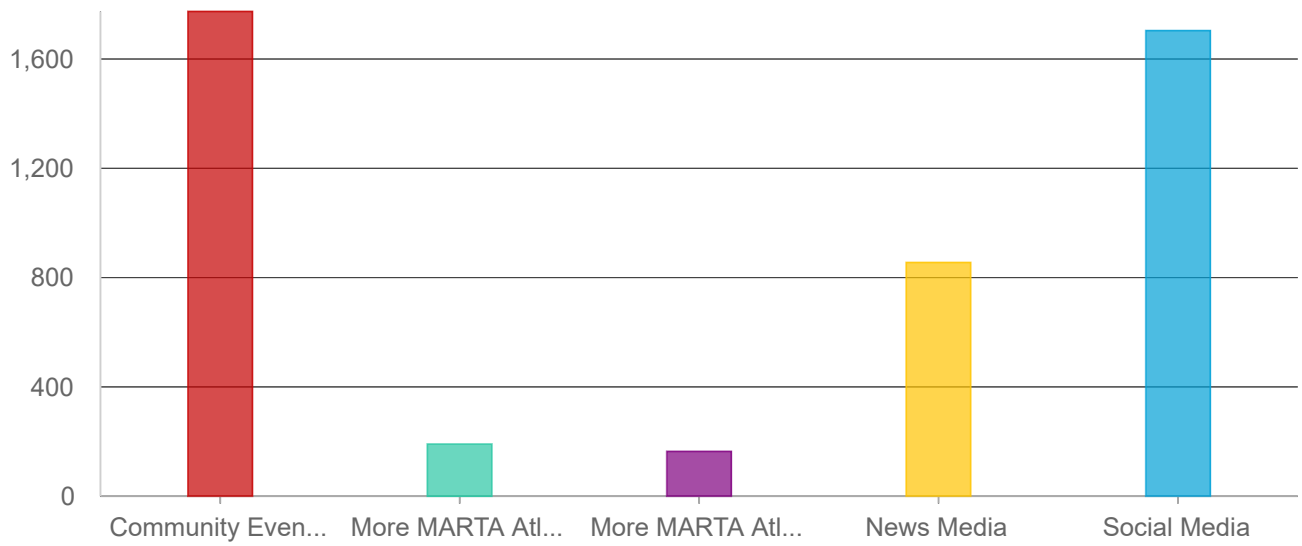


Answers	Count	Percentage
Email	3,012	57.48%
Phone/Text	418	7.98%
Social Media	1,345	25.67%
News Media	1,375	26.24%
Other	448	8.55%

Answered: 5,240 Skipped: 0



**How did you learn about the More MARTA atlanta program Survey? \***



<b>Answers</b>	<b>Count</b>	<b>Percentage</b>
Community Event	1,774	33.85%
More MARTA Atlanta Newsletter	191	3.65%
More MARTA Atlanta Website	164	3.13%
News Media	855	16.32%
Social Media	1,704	32.52%

Answered: 4,688 Skipped: 552